

1) Power green, 2) LED yellow for Signal 1 (NO), 3) Slot numbering



Basic features

Approval/Conformity	CE UKCA cULus WEEE
Scope of delivery	Part labels (24x) Cover cap (2x)

Display/Operation

Power indicator	Green LED
Switching function display	Yellow LED (4x)

Electrical connection

Connection slots	4x M12x1-Female, 4-pin
-------------------------	------------------------

Electrical data

Isolation resistance	≥ 10 GOhm
Operating voltage Ub	10...30 VDC
Output current max.	4 A
Rated operating voltage Ue DC	24 V
Total current max.	8 A

Environmental conditions

Ambient temperature	-25...80 °C
IP rating	IP67, when threaded in

Interface

Switching output	PNP normally open (NO)
-------------------------	------------------------

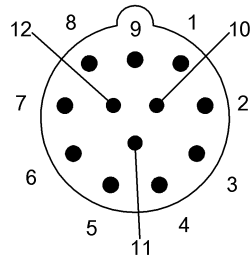
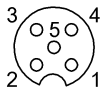
Material

Housing material	PBT, GF
Material contact carrier	PBT
Material contacts	Bronze (CuSn6), nickel layer

Mechanical data

Casting	yes
Dimension	105 x 58 x 28.5 mm
Mounting part	M4 (3x)
Tightening torque	1.2 Nm ±0.2 (M4)
Tightening torque pigtail	0.6 Nm + 0.1 Nm (M12 connector)

Connector Drawings



I/O ports

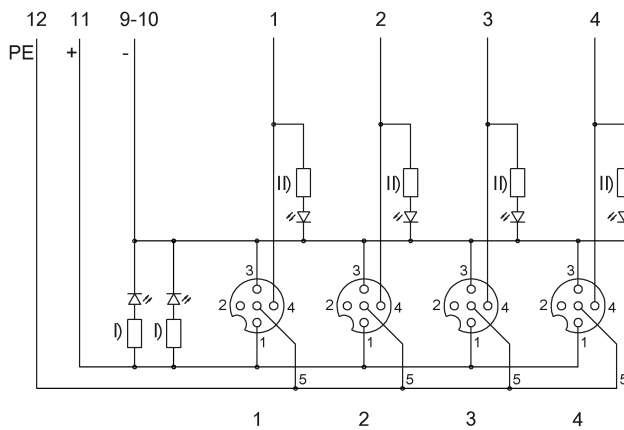
PIN 1: +24V

PIN 3: 0V

PIN 4: Normally open

PIN 5: PE

Wiring Diagrams



I) LED green

II) LED yellow